



## MODEL E8 DATA SHEET

### PRODUCT DESCRIPTION

The Sahara Electric Hot Box is designed to heat eight 55-gallon drums on pallets.

The Hot Box has many unique features:

- Rugged steel construction
- Precise digital temperature control
- Portable. Just pick up with a forklift
- Built-in spill containment

### MATERIALS OF CONSTRUCTION

All steel construction includes 12 gauge interior walls and 14 gauge exterior walls. Integrated framing and structural members ensure toughness.

### INSULATION

3 inch thick, 6 lb. density mineral wool in doors, roof, walls and floor.

### TEMPERATURE RANGE

Room temperature to 350°F.

### CAPACITY

Eight 55-gallon drums handled on standard 4'x4' pallets. Interior dimensions: (55 1/4"D x 111 3/4"W x 48 1/2"H).

Exterior dimensions: (62"D x 118 3/4"W x 68 1/4"H).

Weight approx. 3,000 lbs.

### ELECTRICAL

Optional voltages.  
Optional kw ratings.  
Digital temperature controller with independent high temperature cut off.

### INSTALLATION

Unit is shipped completely assembled. Simply set in place and hook up power supply.


### CUSTOMER SERVICE

For any questions contact Benko Products Customer Service at (440) 934-2180.

### ENGINEERING

Custom engineered, computer designed units are available. Call for more information.

THE SAHARA ELECTRIC DRUM WARMING OVEN IS NOT EXPLOSION PROOF RATED AND SHOULD NOT BE USED IN HAZARDOUS LOCATIONS. SAHARA ELECTRIC OVENS ARE NOT SUITABLE FOR HEATING FLAMMABLE OR COMBUSTIBLE MATERIALS.



## BENKO PRODUCTS INC.

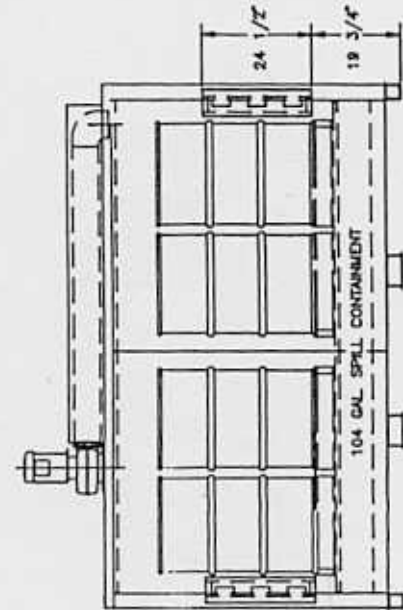
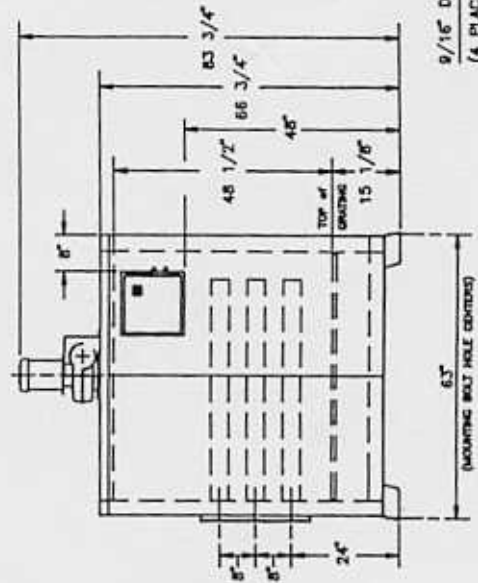
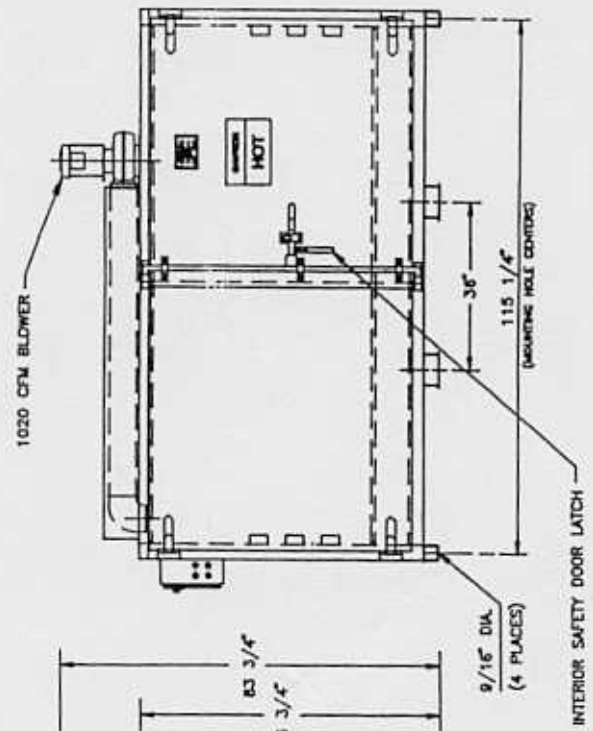
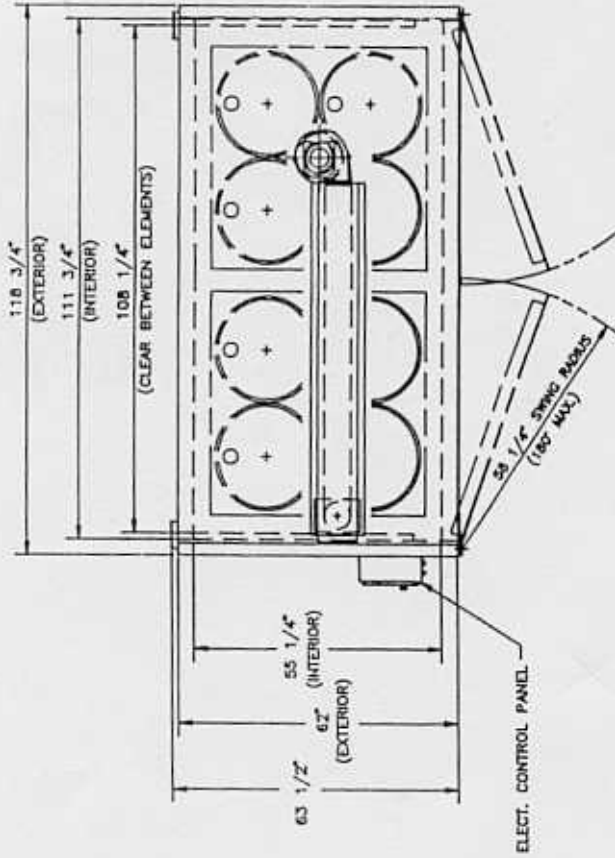
5350 Evergreen Pkwy, Sheffield Village, Ohio 44054 (440) 934-2180 FAX (440) 934-4052  
www.benkoproducts.com e-mail: info@benkoproducs.com

# SAHARA MODEL 9E8-CS

**NOTES:**

1. UNIT WEIGHT: 3175 Lbs. (AS SHOWN)
2. FINISH:  
EXTERIOR: ACRYLIC ENAMEL  
INTERIOR: HEAT RESISTANT SILVER
3. HEATING MEDIUM:  
(6) 1.5KW ELECTRIC HEATING ELEMENTS  
480V/2ø/60HZ
4. SPILL CONTAINMENT: 104 GALLONS
5. MATERIALS:  
EXTERIOR: HRS, 14 GA. (.075")  
INTERIOR: HRS, 12 GA. (.105")  
OPEN STEEL GRATING (19-W-4)  
INSULATION: 3" X 6# DENSITY MINERAL WOOL  
(ALL WALLS, FLOOR, CEILING AND DOORS)

6. OPTIONS:  
1020CFM BLOWER (SHOWN)  
2000 CFM BLOWER  
120-240-480-575V  
4" VENT WITH DAMPER  
6" VENT WITH DAMPER  
INTERIOR SAFETY DOOR LATCH (SHOWN)  
OUTDOOR PACKAGE



REAR VIEW